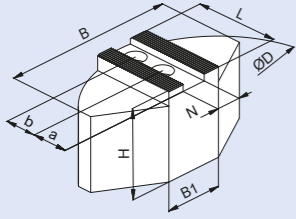


# SBA-D



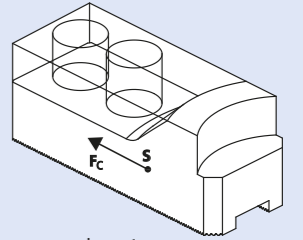
## Weiche Aluminium Segmentbacken leichte Ausführung

- Verzugsarmes Spannen verformungsempfindlicher Teile durch umfassende Spannflächen
- Geringe Backenmasse (1/3 des Gewichtes von Stahl)
- Höhere Zerspanungsleistung durch höhere Drehzahlen
- Spitzverzahnung Zoll 1/16" x 90° oder 3/32" x 90°
- Werkstoff: Aluminium (Festigkeit = 500 N/mm<sup>2</sup>)



**Auch Alu-Segmentbacken unterliegen unter Rotation dem Einfluss der Fliehkraft.**

Deshalb für weniger Spannkraftabfall Gewichtserleichterungen vorsehen!



Typ	Id.-Nr.	B	B1	H	L	D	N	Spitzverzahnung	a + b f. ISO 4762	kg / Satz
SBA-D 165	5318609**	110	40	58	58	165	14	1/16" x 90°	25 + 20 M10	2.40
SBA-D 165	035155	120	40	58	59.5	165	14	1/16" x 90°	25 + 20 M10	2.06
SBA-D 160	081648	120	40	58	59.5	165	17	1/16" x 90°	22 + 22 M12	2.00
SBA-D 200	5318840**	120	50	58	75	200	17	1/16" x 90°	35 + 22 M12	3.64
SBA-D 200	081649	140	50	58	72.5	200	17	1/16" x 90°	35 + 22 M12	3.02
SBA-D 250/21/4	5319685**	160	70	78	90	250	21	1/16" x 90°	40 + 29*** M16	7.17
SBA-D 600/4	5322254**	330	160	85	140	660	21	1/16" x 90°	25 + 29*** M16	20.07
SBA-D 250/21	081651	180	70	78	87.5	250	21	1/16" x 90°	40 + 29*** M16	6.09
SBA-D 315	081652	240	80	78	117	320	21	1/16" x 90°	70 + 29*** M16	10.90
SBA-D 400	231072	330	150	98	160	440	25.5	3/32" x 90°	85 + 35 M20	23.98
SBA-D 400/4	5319833**	330	190	98	160	440	25.5	3/32" x 90°	85 + 35 M20	32
SBA-D 1200/4	5322255	500	360	85	155	1200	25.5	3/32" x 90°	85 + 35 M20	30.30


\* nur mit Einzelnutenstein

\*\* 1 Satz = 4 Stück

\*\*\* Verwendbar mit Doppelnutsteinen Lochabstand 28 mm und 30 mm



SMW-AUTOBLOK  
• 28, 158, 160



SMW-AUTOBLOK  
• 69



SMW-AUTOBLOK  
• 80

SMW-AUTOBLOK	Forkardt	Röhm	Schunk
Centco4-D 210-52			
HFKN-D 165 SP/STP 160 AN/AL/BH/HB-D 165* BHD-FC 165* PB/PB/RC-D 165* AP/NT-D 170* BB-D 175* HYND-S 180* HFKN-D 210 SP/STP 200/240 AN/AL/BH/BB-D 210 BHD-FC 210 CC 240Z HB/PB/PB/RC-D 210 AP/APL/NT-D 215 AP/APL/NT-D 260* HYND-S 210/226	QLK/QLC 160/175/200 QLK/QLC-KS 200/250 QLK/QLC-LS 160/200 QLC-AG 200 NH/NHF 160/175/200 KL/KT/KTG/KTN/KS-PS 160/200 KS 160/200/250 KSF 175/200 KGH/KGHF/KTH 160/175/200 KG/KP 200 UVE 160/200/250	KFD/KFD-HF 160/200 KFH/KFH-F/KFH-G/KFH-NC 160/200 KFD-AF 160/200 KFD-HE 210 SPD/SPO 160/215 LVE 200	TP 160 ROTA TP 160  TH/THF/HSL 165/210 ROTA NCD 185/210 ROTA NC/ROTA NCF 165/210 ROTA NCO 165/210 ROTA NCK plus 210/250 ROTA 2B 160 ROTA TP 200 TP 200
Centco4-D 260/315 Centco4-MLW-D 400			
HFKN-D 210 SP/STP 200/240 AN/AL/BH/BB-D 210 BHD-FC 210 CC 240Z HB/PB/PB/RC-D 210 AP/APL/NT-D 215 AP/APL/NT-D 260* HYND-S 210/226	QLK/QLC 200 QLK/QLC-KS 200/250 QLK/QLC-LS 200 QLC-AG 200 NH/NHF 200 KL/KT/KTG/KTN/KS-PS 200 KS 200/250 KSF 200 KGH/KGHF/KTH 200 KG/KP 200, UVE 200/250	KFD/KFD-HF 200 KFH/KFH-F/KFH-G/KFH-NC 200 KFD-AF 200 KFD-HE 210 SPD/SPO 215 LVE 200	TH/THF/HSL 210 ROTA NCD 210 ROTA NC/ NCF/ NCO 210 ROTA NCK plus 210/250 ROTA TP 200 TP 200
Centco4-D 400 Centco4-MLW-D 600/750			
HFKN-D 260/315 SP/STP 280 SP/SP-L 350 AN/AL/BH/BB-D 250 AN/AL/BH/BB-D 315 BHD-FC 250/315 RC-D 250/305/400 CC 350Z HB/PB/PB/RC-D 250/315 AP/APL/NT-D 315 HYND-S 250/315/400	QLK/QLC 250/315 QLK/QLC-KS 315/400 QLK/QLC-LS 250/315 QLC-AG 250/315 KG/KT/KP/KTG/KTN/KTGF 250/315 KLNC/NH/NHF 250/315 KS 315/400 KSPS 250/300 KSH/KSHF 250/315/400 HF315 UVE315	KFD/KFD-HF 250/315 KFH/KFH-F/KFH-G/KFH-NC 250/315 KFD-AF 250/315 KFD-HE 254/315 KFL 315/400 SPD/SPO 300 LVE 250/305/315	TH/THF/HSL 250/315 ROTA NC/ NCD 250/315 ROTA NCF 250/315 ROTA NCO 260/315 ROTA NCK plus 315 ROTA TP 250/315 TP 250/315
HFKN-D 315 HB/PB/PB/RC-D 315 SP/SP-L 350 BHD-FC 315 AN/AL/BH/BB-D 315 CC 350Z RC-D 305/400 HYND-S 250/315/400 AP/APL/NT-D 315	QLK/QLC 315 QLK/QLC-KS 315/400 QLK/QLC-LS 315 QLC-AG 315 KG/KT/KP/KTG/KTN/KTGF 315 KLNC/NH/NHF 315 KS 315/400 KSPS 300 KSH/KSHF 315/400 HF315 UVE315	KFD/KFD-HF 315 KFH/KFH-F/KFH-G/KFH-NC 315 KFD-AF 315 KFD-HE 315 KFL 315/400 SPD/SPO 300 LVE 305/315	TH/THF/HSL 315 ROTA NC/NCD/NCF 315 ROTA NCO 315 ROTA NCK plus 315 ROTA TP 315 TP 315
HFKN-D 400/500 AP/APL/NT-D 400* BB-N 400/470/500/600 BB-N ES 400/470/500/600 BB-EXL(SC)2G 510/660 AN/AL/BB-D 400 BH-D 400/450/500/630/800 BHD-FC 400/500/630 IN/IL-D 500/630/800 HYDL-S 500/630/800 Centco4-D 500/630 Centco4-MLW-D 1000/1200/1400	QLK/QLC 400 NH/NHF 400/500/630 KT/KTGF 400/500/630 KS 500/630 KG/KL/KP/KLNC 400/500 KSHF 630 KSH 500 KSL 630 KSPS 400 UVE 400/500/630/800	KFD 400/500/630/800 KFD-HF 400/500/630 KFD-HS 400/500 KFD-HE 400 KFH/KFH-F/KFH-G/KFH-NC 400/500 KFL 500/600 KFD-HE 400 LVE 400/500/630/800/1000	TH/THF 400/500 HSL 400 HSG 400/500 ROTA NC/ NCD 400/500 ROTA NCF/ NCO 400/500