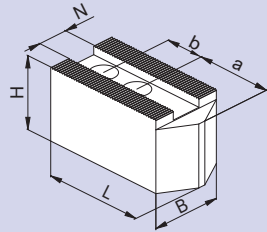


AWB-D

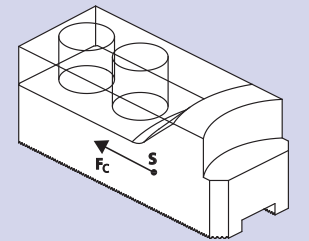


Soft top jaws low / pointed version

- Inch serration 1/16" x 90°
- Material: 16MnCr5, Serration ground



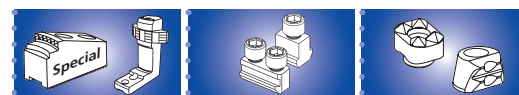
Reduced jaw mass =
Reduced loss of grip force on the chuck under rotation.
Always lighten the top jaws when using them at high speeds!



Type	Id. No.	B	H	L	N	Serration	a + b f. ISO 4762	kg/ Set	SMW-AUTOBLOK
AWB-D 110	038258	20	30	55	8	1/16" x 90°	30 + 12 M6	0.59	HFKN-D 110
AWB-D 165	035954	40	40	80	14	1/16" x 90°	43 + 22 M10	2.32	HFKN-D 165 SP/STP 160 AN/AL/BH/HB-D 165* BHD-FC 165* PB/PBI/RC-D 165* AP/NT-D 170* BB-D 175* HYND-S 180*
AWB-D 160	081614	40	40	80	17	1/16" x 90°	43 + 22 M12	2.19	HFKN-D 210 SP/STP 200/240 AN/AL/BH/BB-D 210 BHD-FC 210 CC 240Z HB/PB/PBI/RC-D 210 AP/APL/NT-D 215 AP/APL/NT-D 260* HYND-S 210/226
AWB-D 200	081616	40	40	90	17	1/16" x 90°	53 + 22 M12	2.61	HFKN-D 210 SP/STP 200/240 AN/AL/BH/BB-D 210 BHD-FC 210 CC 240Z HB/PB/PBI/RC-D 210 AP/APL/NT-D 215 AP/APL/NT-D 260* HYND-S 210/226
AWB-D 250	081618	50	50	120	21	1/16" x 90°	70 + 28 M16	5.37	HFKN-D 260/315 SP/STP 280 SP/SP-L 350 AN/AL/BH/BB-D 250* AN/AL/BH/BB-D 315* BHD-FC 250/315* RC-D 250/305/400* CC 350Z HB/PB/PBI-D 250/315* AP/APL/NT-D 315* HYND-S 250/315/400*
AWB-D 315	081619	50	50	140	21	1/16" x 90°	90 + 28 M16	6.48	HFKN-D 260/315 SP/STP 280 SP/SP-L 350 AN/AL/BH/BB-D 315* BHD-FC 315* RC-D 305/400* CC 350Z HB/PB/PBI-D 315* AP/APL/NT-D 315* HYND-S 250/315/400*

* With single T-nuts only

Autoblok	Forkardt	Röhm	Schunk
GHD-FC 165 GHDN 165			TP 160 ROTA TP 160
ODL 200 ODN 200/220 HDL 200 HDN 200/220 GHD/FC 210 GHND 210 HDB 220 CD 200 210 RCD	QLK/QLC 160/175/200 QLK/QLC-KS 200/250 QLK/QLC-LS 160/200 QLC-AG 200 NH/NHF 160/175/200 KL/KT/KTG/KTN/KS-PS 160/200 KS 160/200/250 KSF 175/200 KGH/KGHF/KTH 160/175/200 KG/KP 200 UVE 160/200/250	KFD/KFD-HF 160/200 KFH/KFH-F/KFH-G/KFH-NC 160/200 KFD-AF 160/200 KFD-HE 210 SPD/SPO 160/215 LVE 200	TH/THF/HSL 165/210 ROTA NCD 185/210 ROTA NC/ROTA NCF 165/210 ROTA NCO 165/210 ROTA NCK plus 210/250 ROTA 2B 160 ROTA TP 200
ODL 200 ODN 200/220/250 S HDL 200 HDN 200/220/250 S GHD/FC 210 GHND 210 HDB 220 CD 200 210 RCD	QLK/QLC 160/175/200 QLK/QLC-KS 200/250 QLK/QLC-LS 160/200 QLC-AG 200 NH/NHF 160/175/200 KL/KT/KTG/KTN/KS-PS 160/200 KS 160/200/250 KSF 175/200 KGH/KGHF/KTH 160/175/200 KG/KP 200 UVE 160/200/250	KFD/KFD-HF 160/200 KFH/KFH-F/KFH-G/KFH-NC 160/200 KFD-AF 160/200 KFD-HE 210 SPD/SPO 160/215 LVE 200	TH/THF/HSL 165/210 ROTA NCD 185/210 ROTA NC/ROTA NCF 165/210 ROTA NCO 165/210 ROTA NCK plus 210/250 ROTA 2B 160 ROTA TP 200
ODL 250/315/400 ODN 250/315/400 HDL 250/315/400 HDN 200/315/400 GHD/FC 250/305/400 GHND 250/315/400 HDB 300 CD 250/315-65/315-85 250 RCD 305 RCD	QLK/QLC 250/315 QLK/QLC-KS 315/400 QLK/QLC-LS 250/315 QLC-AG 250/315 KG/KT/KP/KTG/KTN/KTGF 250/315 KLNC/NH/NHF 250/315 KS 315/400 KSPS 250/300 KSH/KSHF 250/315/400 HF315 UVE315	KFD/KFD-HF 250/315 KFH/KFH-F/KFH-G/KFH-NC 250/315 KFD-AF 250/315 KFD-HE 254/315 KFL 315/400 SPD/SPO 300 LVE 250/305/315	TH/THF/HSL 250/315 ROTA NCD 250/315 ROTA NCF 250/315 ROTA NCO 260/315 ROTA NCK plus 315 ROTA TP 250/315
ODL 315/400 ODN 315/400 HDL 315/400 HDN 315/400 GHD/FC 305/400 GHND 315/400 HDB 300 CD 315-65/315-85 305 RCD	QLK/QLC 315 QLK/QLC-KS 315/400 QLK/QLC-LS 315 QLC-AG 315 KG/KT/KP/KTG/KTN/KTGF 315 KLNC/NH/NHF 315 KS 315/400 KSPS 300 KSH/KSHF 315/400 HF315 UVE315	KFD/KFD-HF 315 KFH/KFH-F/KFH-G/KFH-NC 315 KFD-AF 315 KFD-HE 315 KFL 315/400 SPD/SPO 300 LVE 305/315	TH/THF/HSL 315 ROTA NC/ROTA NCD/ROTA NCF 315 ROTA NCO 315 ROTA NCK plus 315 ROTA TP 315



SMW-AUTOBLOK
26, 35, 184, 186

SMW-AUTOBLOK
63

SMW-AUTOBLOK
74