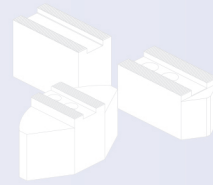


0

**Soft top jaws**

Steel | Aluminium  
Inch serration  
1/16" x 90° or 3/32" x 90°

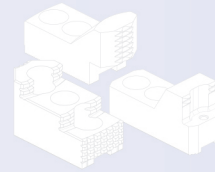


Page 7

1

**Hard top jaws**

Inch serration  
1/16" x 90° or 3/32" x 90°

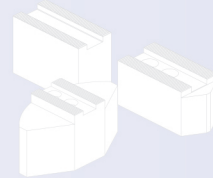


Page 27

2

**Soft top jaws**

Steel | Aluminium  
Metric serration  
1.5 x 60° or 3 x 60°

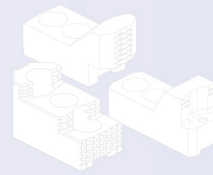


Page 37

3

**Hard top jaws**

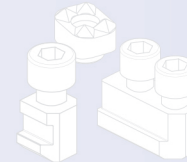
Metric serration  
1.5 x 60° or 3 x 60°



Page 53

4

**T-Nuts  
Grippers**

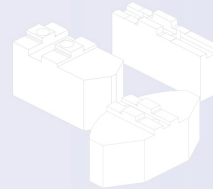


Page 63

5

**Soft top jaws**

Tongue & groove

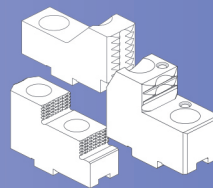


Page 81

6

**Hard top jaws**

Tongue & groove

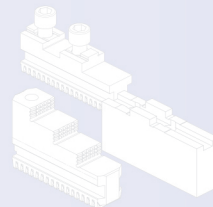


Page 95

7

**Quick jaw change**

For manual and power chucks  
straight modular serration System SMW

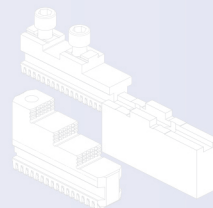


Page 109

8

**Quick jaw change**

For manual and power chucks  
helix modular serration System Forkardt



Page 149

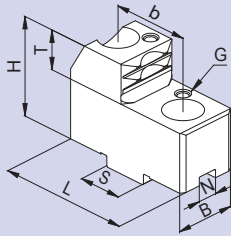
9

**Special jaws | Boring rings**  
**Cleaning plate | Gripping force tester**  
**Repair service | Calculations**



Page 183

# GGK



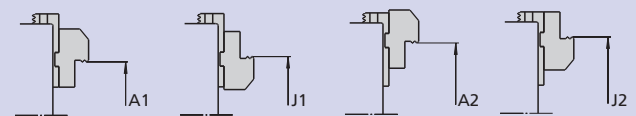
## Hard roughing jaws for Röhms chucks with quick jaw change

- Tongue & groove
- For internal and external clamping

Type	Id. No.	B	H	T	G	N	S	b	L	kg/ Set	Röhms	Clamping ranges Ø*		Clamping ranges Ø*	
												External-A <sub>1</sub>	Internal-J <sub>1</sub>	External-A <sub>2</sub>	Internal-J <sub>2</sub>
GGK 1751	012464	25	40	16	M5	8	18	32	64	0.91	Duro-NC 160	28-70	-	-	-
GGK 1752	012465								68	0.92	Duro-NCE 160	-	138-180	50-100	-
GGK 1753	012466								60	0.88	Duro 160	-	110-150	85-135	-
GGK 1754	012467								56	0.80		-	85-120	110-160	-
GGK 1751	012464	25	40	16	M5	8	18	32	64	0.91	Duro-NC 175	36-78	-	-	-
GGK 1752	012465								68	0.92	Duro-NCES 175	-	146-188	58-108	-
GGK 1753	012466								60	0.88		-	118-158	93-143	-
GGK 1754	012467								56	0.80		-	93-128	118-168	-
GGK 2001	012469	28	45	20	M5	10	20	40	88	1.52	Duro-NC 200	-	-	28-75	-
GGK 2002	012470								66	1.28	Duro-NCE 200	55-130	125-195	100-180	170-240
GGK 2003	012471								66	1.19	Duro 200	-	90-160	140-210	-
GGK 2004	012472		40	15					87	1.39	Duro-NCES 200	-	55-100	-	-
GGK 2501	012473	40	50	22	M6	12	20	40	94	2.38	Duro-NC 250	38-95	195-280	80-160	270-300
GGK 2502	012474								72	2.08	Duro-NCE 250	-	125-205	145-225	-
GGK 2503	012475								78	2.19	Duro 250	-	110-180	180-260	-
GGK 2504	012476								110	2.88	Duro-NCES 250	-	-	-	80-170
GGK 2501	012473	40	50	22	M6	12	20	40	94	2.38	Duro-NCE 315	66-139	223-324	108-204	298-344
GGK 2502	012474								72	2.08	Duro-NCES 315	-	153-249	173-269	-
GGK 2503	012475								78	2.19		-	138-224	208-304	-
GGK 2504	012476								110	2.88		-	-	-	108-214
GGK 4001	012478	50	55	25	M8	12	26	54	104	4.01	Duro-NC 315	50-150	220-330	120-220	-
GGK 4002	012479								91	3.58	Duro 315	-	110-220	220-320	-
GGK 4003	012480								147	5.50		-	85-200	-	-
GGK 4001	012478	50	55	25	M8	12	26	54	104	4.01	Duro-NCE 400	128-206	298-386	198-276	-
GGK 4002	012479								91	3.58		-	188-276	298-376	-
GGK 4003	012480								147	5.50		-	163-256	-	-
GGK 5001	012481	60	74	35	M8	18	30	60	125	7.58	Duro-NC 400	65-175	260-380	165-285	380-430
GGK 5002	012482								108	6.67	Duro 400	-	140-260	285-400	-
GGK 5003	012483	50	56	25	M8	18	30	60	136	4.96		-	105-200	-	-
GGK 5001	012481	60	74	35	M8	18	30	60	125	7.58	Duro-NCE 500	101-289	-	-	436-604
GGK 5002	012482								108	6.67		-	296-494	221-404	-
GGK 5003	012483	50	56	25	M8	18	30	60	136	4.96		-	176-374	346-534	-
GGK 5001	012481	60	74	35	M8	18	30	60	125	7.58	Duro-NC 500	65-235	260-440	185-350	400-550
GGK 5002	012482								108	6.67	Duro 500	-	140-320	310-480	-

\* Clamping ranges subjected to technical changes

### Clamping ranges

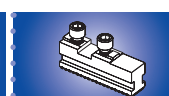


Base jaw position "P"

Base jaw position "O"



SMW-AUTOBLOK  
108, 184



SMW-AUTOBLOK  
112, 152

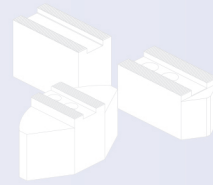


SMW-AUTOBLOK  
187

0

**Soft top jaws**

Steel | Aluminium  
Inch serration  
1/16" x 90° or 3/32" x 90°

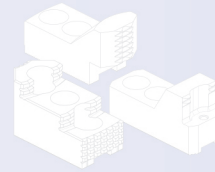


Page 7

1

**Hard top jaws**

Inch serration  
1/16" x 90° or 3/32" x 90°

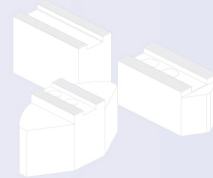


Page 27

2

**Soft top jaws**

Steel | Aluminium  
Metric serration  
1.5 x 60° or 3 x 60°

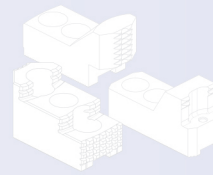


Page 37

3

**Hard top jaws**

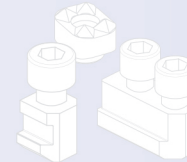
Metric serration  
1.5 x 60° or 3 x 60°



Page 53

4

**T-Nuts  
Grippers**

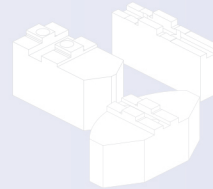


Page 63

5

**Soft top jaws**

Tongue & groove

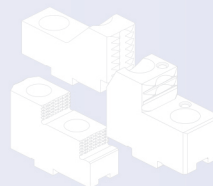


Page 81

6

**Hard top jaws**

Tongue & groove

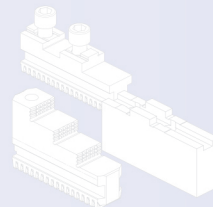


Page 95

7

**Quick jaw change**

For manual and power chucks  
straight modular serration System SMW

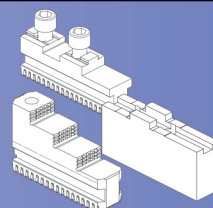


Page 109

8

**Quick jaw change**

For manual and power chucks  
helix modular serration System Forkardt



Page 149

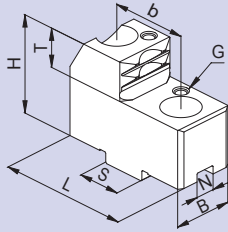
9

**Special jaws | Boring rings**  
**Cleaning plate | Gripping force tester**  
**Repair service | Calculations**



Page 183

# GGK



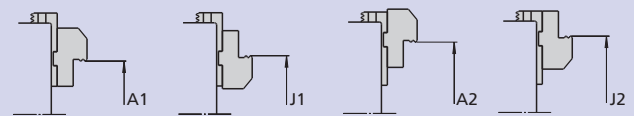
## Hard roughing jaws for Röhms chucks with quick jaw change

- Tongue & groove
- For internal and external clamping

Type	Id. No.	B	H	T	G	N	S	b	L	kg/ Set	Röhms	Clamping ranges Ø*		Clamping ranges Ø*	
												External-A <sub>1</sub>	Internal-J <sub>1</sub>	External-A <sub>2</sub>	Internal-J <sub>2</sub>
GGK 1751	012464	25	40	16	M5	8	18	32	64	0.91	Duro-NC 160	28-70	-	-	-
GGK 1752	012465								68	0.92	Duro-NCE 160	-	138-180	50-100	-
GGK 1753	012466								60	0.88	Duro 160	-	110-150	85-135	-
GGK 1754	012467								56	0.80	-	-	85-120	110-160	-
GGK 1751	012464	25	40	16	M5	8	18	32	64	0.91	Duro-NC 175	36-78	-	-	-
GGK 1752	012465								68	0.92	-	-	146-188	58-108	-
GGK 1753	012466								60	0.88	-	-	118-158	93-143	-
GGK 1754	012467								56	0.80	-	-	93-128	118-168	-
GGK 2001	012469	28	45	20	M5	10	20	40	88	1.52	Duro-NC 200	-	-	28-75	-
GGK 2002	012470								66	1.28	Duro-NCE 200	55-130	125-195	100-180	170-240
GGK 2003	012471								66	1.19	Duro 200	-	90-160	140-210	-
GGK 2004	012472								87	1.39	-	-	55-100	-	-
GGK 2501	012473	40	50	22	M6	12	20	40	94	2.38	Duro-NC 250	38-95	195-280	80-160	270-300
GGK 2502	012474								72	2.08	Duro-NCE 250	-	125-205	145-225	-
GGK 2503	012475								78	2.19	Duro 250	-	110-180	180-260	-
GGK 2504	012476								110	2.88	-	-	-	-	80-170
GGK 2501	012473	40	50	22	M6	12	20	40	94	2.38	Duro-NCE 315	66-139	223-324	108-204	298-344
GGK 2502	012474								72	2.08	-	-	153-249	173-269	-
GGK 2503	012475								78	2.19	-	-	138-224	208-304	-
GGK 2504	012476								110	2.88	-	-	-	-	108-214
GGK 4001	012478	50	55	25	M8	12	26	54	104	4.01	Duro-NC 315	50-150	220-330	120-220	-
GGK 4002	012479								91	3.58	Duro 315	-	110-220	220-320	-
GGK 4003	012480								147	5.50	-	-	85-200	-	-
GGK 4001	012478								104	4.01	Duro-NCE 400	128-206	298-386	198-276	-
GGK 4002	012479	91	3.58	-	-	188-276	298-376	-							
GGK 4003	012480	147	5.50	-	-	163-256	-	-							
GGK 5001	012481	60	74	35	M8	18	30	60	125	7.58	Duro-NC 400	65-175	260-380	165-285	380-430
GGK 5002	012482								108	6.67	Duro 400	-	140-260	285-400	-
GGK 5003	012483								136	4.96	-	-	105-200	-	-
GGK 5001	012481								125	7.58	Duro-NCE 500	101-289	-	-	436-604
GGK 5002	012482	108	6.67	-	-	296-494	221-404	-							
GGK 5003	012483	136	4.96	-	-	176-374	346-534	-							
GGK 5001	012481	60	74	35	M8	18	30	60	125	7.58	Duro-NC 500	65-235	260-440	185-350	400-550
GGK 5002	012482	108	6.67	Duro 500	-	140-320	310-480	-							


\* Clamping ranges subjected to technical changes

### Clamping ranges




Base jaw position "P"

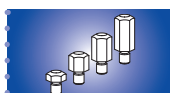
Base jaw position "O"



• SMW-AUTOBLOK  
• 108, 184



• SMW-AUTOBLOK  
• 152



• SMW-AUTOBLOK  
• 187