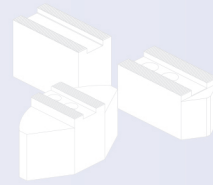


0

**Soft top jaws**

Steel | Aluminium  
Inch serration  
1/16" x 90° or 3/32" x 90°

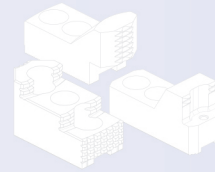


Page 7

1

**Hard top jaws**

Inch serration  
1/16" x 90° or 3/32" x 90°

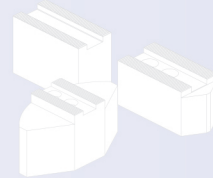


Page 27

2

**Soft top jaws**

Steel | Aluminium  
Metric serration  
1.5 x 60° or 3 x 60°

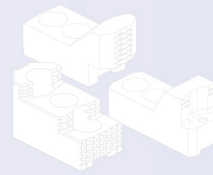


Page 37

3

**Hard top jaws**

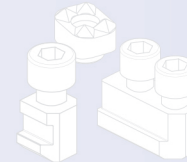
Metric serration  
1.5 x 60° or 3 x 60°



Page 53

4

**T-Nuts  
Grippers**

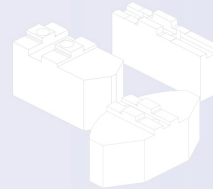


Page 63

5

**Soft top jaws**

Tongue & groove

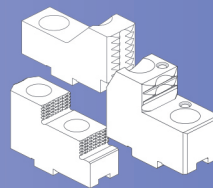


Page 81

6

**Hard top jaws**

Tongue & groove

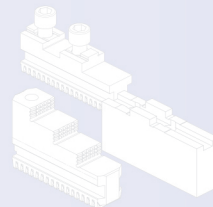


Page 95

7

**Quick jaw change**

For manual and power chucks  
straight modular serration System SMW

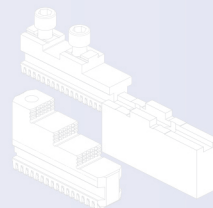


Page 109

8

**Quick jaw change**

For manual and power chucks  
helix modular serration System Forkardt



Page 149

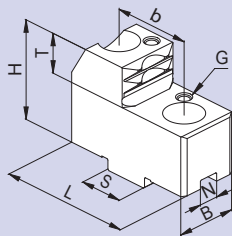
9

**Special jaws | Boring rings**  
**Cleaning plate | Gripping force tester**  
**Repair service | Calculations**



Page 183

# GGK



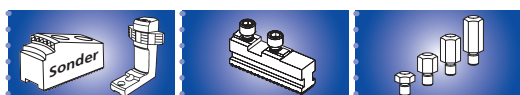
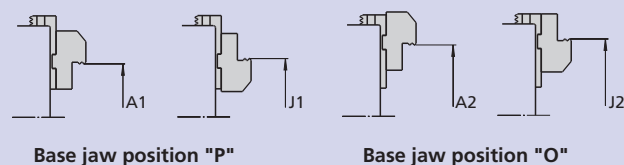
## Hard roughing jaws for Schunk chucks with quick jaw change

- Tongue & groove
- For internal and external clamping

Type	Id. No.	B	H	T	G	N	S	b	L	kg/ Set	Schunk	Clamping ranges Ø*		Clamping ranges Ø*										
												External-A <sub>1</sub>	Internal-J <sub>1</sub>	External-A <sub>2</sub>	Internal-J <sub>2</sub>									
GGK 1751	012464	25	40	16	M5	8	18	32	64	0.91	ROTA-S plus 160	25-50	-	-	-									
GGK 1752	012465										ROTA THW 165	-	133-160	38-67	-									
GGK 1753	012466										ROTA THW plus 165	-	105-134	66-95	-									
GGK 1754	012467										ROTA-G 160 THW 165 ROTA-S 160	-	78-106	95-125	-									
GGK 2001	012469	28	45	20	M5	10	20	40	88	1.52	ROTA-S plus 200	30-55	185-230	45-94	-									
GGK 2002	012470										ROTA THW 210	60-110	130-178	100-145	165-215									
GGK 2003	012471										ROTA THW plus 215	100-150	90-135	140-185	130-175									
GGK 2004	012472										ROTA-G 200 THW 210R/F ROTA-S 200 ROTA NCWF 210 ROTA THWB 210	-	55-84	-	70-120									
GGK 2501	012473	40	50	22	M6	12	20	40	94	2.38	ROTA-S plus 250	35-70	200-265	65-138	265-330									
GGK 2502	012474										ROTA-THW 250	80-145	130-195	143-205	190-260									
GGK 2503	012475										ROTA THW plus 260	110-175	100-165	174-237	165-230									
GGK 2504	012476										ROTA-G 250 THW 250/265-R/F ROTA NCW 265 ROTA-S 250 ROTA-NCWF 250 ROTA THWB 265	-	-	-	80-145									
GGK 2501	012473	40	50	22	M6	12	20	40	94	2.38	ROTA THW 315	40-92	205-280	94-179	294-370									
GGK 2502	012474										ROTA THW plus 315	85-161	135-210	170-249	219-300									
GGK 2503	012475										ROTA-G 315	115-190	105-180	203-278	194-270									
GGK 2505	012477										ROTA-NCW 315 ROTA-NCWF 315 THW 315-R	-	85-150	-	-									
GGK 4001 <sup>1</sup>	012478	50	55	25	M8	12	26	54	104	4.01	ROTA-S plus 315	50-162	230-350	118-240	305-430									
GGK 4002 <sup>1</sup>	012479										ROTA THW 400	162-283	110-230	240-360	190-308									
GGK 4003 <sup>1</sup>	012480										THW 400-R/F ROTA-G 400 ROTA-S 315 ROTA THWB 315 THW 315-F	-	100-220	-	-									
GGK 5001 <sup>2</sup>	012481	60	74	35	M8	18	30	60	125	7.58	ROTA-S plus 400	80-190	260-400	170-310	380-520									
GGK 5002 <sup>2</sup>	012482										ROTA-S plus 500	170-310	140-280	265-405	260-400									
GGK 5003 <sup>2</sup>	012483	50	56	25	M8	18	30	60	136	4.96	ROTA THW 500	-	100-210	-	-									
											ROTA-G 500 ROTA-S 400/500 THW 500-R/F ROTA THWB 400 ROTA THWB 500													
GGK 5001	012481										60	74	35	M8	18	30	60	125	7.58	ROTA THW 630	80-230	260-445	220-430	430-640
GGK 5002	012482																			THW 630-R	170-350	140-325	315-525	310-520
GGK 5003	012483		-	100-250	-	-																		

<sup>1</sup> Clamping range only for chucks Ø 400  
<sup>2</sup> Clamping range only for chucks Ø 500  
\* Clamping ranges subjected to technical changes

### Clamping ranges

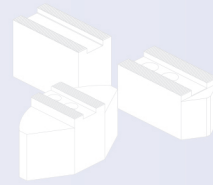


• SMW-AUTOBLOK 108, 184  
• SMW-AUTOBLOK 112, 152  
• SMW-AUTOBLOK 187

0

**Soft top jaws**

Steel | Aluminium  
Inch serration  
1/16" x 90° or 3/32" x 90°

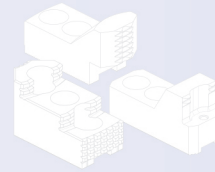


Page 7

1

**Hard top jaws**

Inch serration  
1/16" x 90° or 3/32" x 90°

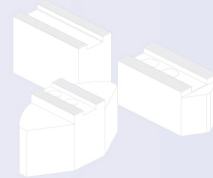


Page 27

2

**Soft top jaws**

Steel | Aluminium  
Metric serration  
1.5 x 60° or 3 x 60°

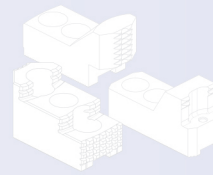


Page 37

3

**Hard top jaws**

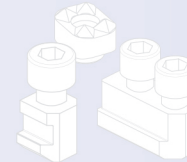
Metric serration  
1.5 x 60° or 3 x 60°



Page 53

4

**T-Nuts  
Grippers**

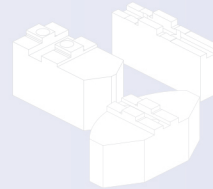


Page 63

5

**Soft top jaws**

Tongue & groove

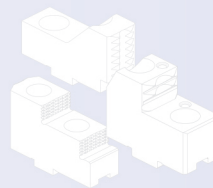


Page 81

6

**Hard top jaws**

Tongue & groove

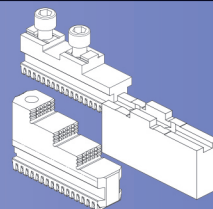


Page 95

7

**Quick jaw change**

For manual and power chucks  
straight modular serration System SMW

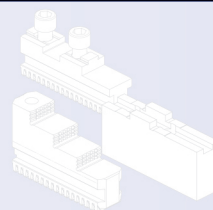


Page 109

8

**Quick jaw change**

For manual and power chucks  
helix modular serration System Forkardt



Page 149

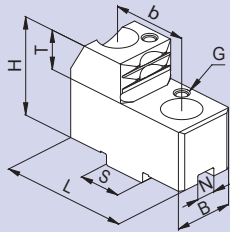
9

**Special jaws | Boring rings**  
**Cleaning plate | Gripping force tester**  
**Repair service | Calculations**



Page 183

# GGK



## Hard roughing jaws for Schunk chucks with quick jaw change

- Tongue & groove
- For internal and external clamping

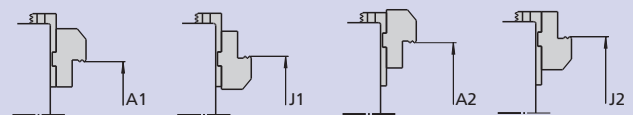
Type	Id. No.	B	H	T	G	N	S	b	L	kg/ Set	Schunk	Clamping ranges Ø*				
												External-A <sub>1</sub>	Internal-J <sub>1</sub>	External-A <sub>2</sub>	Internal-J <sub>2</sub>	
GGK 1751	012464	25	40	16	M5	8	18	32	64	0.91	ROTA THW 165	25-50	-	-		
GGK 1752	012465										ROTA THW plus 165		133-160	38-67		
GGK 1753	012466										ROTA-G 160		105-134	66-95		
GGK 1754	012467										THW 165		78-106	95-125		
GGK 2001	012469	28	45	20	M5	10	20	40	88	1.52	ROTA THW 210	30-55	185-230	45-94		
GGK 2002	012470										ROTA THW plus 215		60-110	130-178	100-145	165-215
GGK 2003	012471										ROTA-G 200		100-150	90-135	140-185	130-175
GGK 2004	012472										THW 210-R		-	55-84	-	70-120
GGK 2501	012473	40	50	22	M6	12	20	40	94	2.38	ROTA-THW 250	35-70	200-265	65-138	265-330	
GGK 2502	012474										ROTA THW plus 260		80-145	130-195	143-205	190-260
GGK 2503	012475										ROTA-G 250		110-175	100-165	174-237	165-230
GGK 2504	012476										THW 250/265-R		-	-	-	80-145
GGK 2501	012473	40	50	22	M6	12	20	40	94	2.38	ROTA THW 315	40-92	205-280	94-179	294-370	
GGK 2502	012474										ROTA THW plus 315		85-161	135-210	170-249	219-300
GGK 2503	012475										ROTA-G 315		115-190	105-180	203-278	194-270
GGK 2505	012477										ROTA-NCW 315		-	85-150	-	-
GGK 4001 <sup>1</sup>	012478	50	55	25	M8	12	26	54	104	4.01	ROTA THW 400	50-162	230-350	118-240	305-430	
GGK 4002 <sup>1</sup>	012479										THW 400-R		162-283	110-230	240-360	190-308
GGK 4003 <sup>1</sup>	012480										ROTA-G 400		-	100-220	-	-
											ROTA THWB 315		-	-	-	-
GGK 5001 <sup>2</sup>	012481	60	74	35	M8	18	30	60	125	7.58	ROTA THW 500	80-190	260-400	170-310	380-520	
GGK 5002 <sup>2</sup>	012482										ROTA-G 500		170-310	140-280	265-405	260-400
GGK 5003 <sup>2</sup>	012483										THW 500-R		-	100-210	-	-
GGK 5001	012481										ROTA THW 630		80-230	260-445	220-430	430-640
GGK 5002	012482	THW 630-R	170-350	140-325	315-525	310-520										
GGK 5003	012483											100-250	-	-		

<sup>1</sup> Clamping range only for chucks Ø 400

<sup>2</sup> Clamping range only for chucks Ø 500

\* Clamping ranges subjected to technical changes

### Clamping ranges

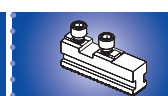


Base jaw position "P"

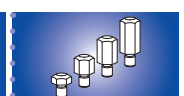
Base jaw position "O"



SMW-AUTOBLOK  
108, 184



SMW-AUTOBLOK  
112

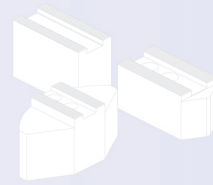


SMW-AUTOBLOK  
187

0

**Soft top jaws**

Steel | Aluminium  
Inch serration  
1/16" x 90° or 3/32" x 90°

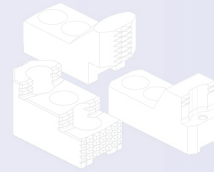


Page 7

1

**Hard top jaws**

Inch serration  
1/16" x 90° or 3/32" x 90°

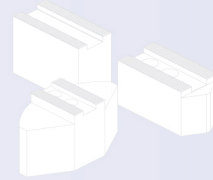


Page 27

2

**Soft top jaws**

Steel | Aluminium  
Metric serration  
1.5 x 60° or 3 x 60°

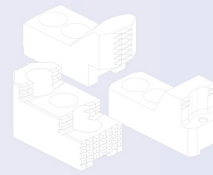


Page 37

3

**Hard top jaws**

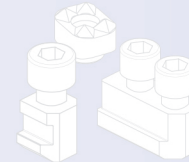
Metric serration  
1.5 x 60° or 3 x 60°



Page 53

4

**T-Nuts  
Grippers**

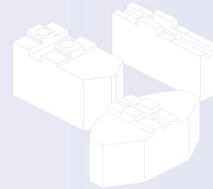


Page 63

5

**Soft top jaws**

Tongue & groove

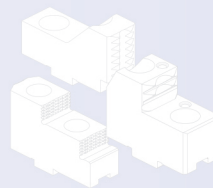


Page 81

6

**Hard top jaws**

Tongue & groove

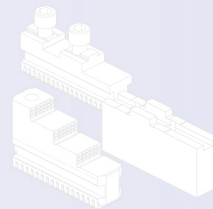


Page 95

7

**Quick jaw change**

For manual and power chucks  
straight modular serration System SMW

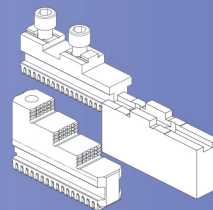


Page 109

8

**Quick jaw change**

For manual and power chucks  
helix modular serration System Forkardt



Page 149

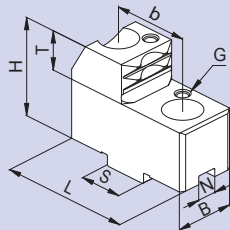
9

**Special jaws | Boring rings**  
**Cleaning plate | Gripping force tester**  
**Repair service | Calculations**



Page 183

# GGK



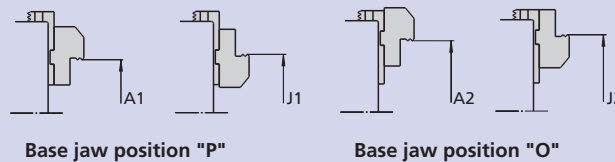
## Hard roughing jaws for Schunk chucks with quick jaw change

- Tongue & groove
- For internal and external clamping

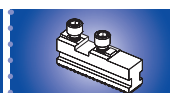
Type	Id. No.	B	H	T	G	N	S	b	L	kg/ Set	Schunk	Clamping ranges Ø*		Clamping ranges Ø*								
												External-A <sub>1</sub>	Internal-J <sub>1</sub>	External-A <sub>2</sub>	Internal-J <sub>2</sub>							
GGK 1751	012464	25	40	16	M5	8	18	32	64	0.91	ROTA-S 160	25-50	-	-	-							
GGK 1752	012465								68	0.92	ROTA-S PLUS 160	-	133-160	38-67	-							
GGK 1753	012466								60	0.88	-	105-134	66-95	-								
GGK 1754	012467								56	0.80	-	78-106	95-125	-								
GGK 2001	012469	28	45	20	M5	10	20	40	88	1.52	ROTA-S 200	30-55	185-230	45-94	-							
GGK 2002	012470								66	1.28	THW 210-F	60-110	130-178	100-145	165-215							
GGK 2003	012471								66	1.19	ROTA-S PLUS 200	100-150	90-135	140-185	130-175							
GGK 2004	012472								87	1.39	ROTA-NC-WF 210	-	55-84	-	70-120							
GGK 2501	012473	40	50	22	M6	12	20	40	94	2.38	ROTA-S 250	35-70	200-265	65-138	265-330							
GGK 2502	012474								72	2.08	THW 250-F	80-145	130-195	143-205	190-260							
GGK 2503	012475								78	2.19	THW 265-F	110-175	100-165	174-237	165-230							
GGK 2504	012476								110	2.88	ROTA NC-WF 250	-	-	-	80-145							
GGK 2501	012473	40	50	22	M6	12	20	40	94	2.38	ROTA NC-WF 315	40-92	205-280	94-179	294-370							
GGK 2502	012474								72	2.08	-	85-161	135-210	170-249	219-300							
GGK 2503	012475								78	2.19	-	115-190	105-180	203-278	194-270							
GGK 2505	012477								98	2.49	-	-	85-150	-	-							
GGK 4001	012478	50	55	25	M8	12	26	54	104	4.01	ROTA-S 315	50-162	230-350	118-240	305-430							
GGK 4002	012479								91	3.58	THW 315-F	162-283	110-230	240-360	190-308							
GGK 4003	012480								147	5.50	THW 400-F	-	100-220	-	-							
											ROTA-S PLUS 315	-	-	-	-							
GGK 5001	012481	60	74	35	M8	18	30	60	125	7.58	ROTA-S 400	80-190	260-400	170-310	380-520							
GGK 5002	012482								108	6.67	ROTA-S 500	170-310	140-280	265-405	260-400							
GGK 5003	012483								50	56	25	M8	18	30	60	136	4.96	THW 500-F	-	100-210	-	-
																		ROTA-S PLUS 400	-	-	-	-
											ROTA-S PLUS 500	-	-	-	-							

\* Clamping ranges subjected to technical changes

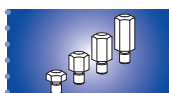
### Clamping ranges



• SMW-AUTOBLOK  
• 108, 184



• SMW-AUTOBLOK  
• 152



• SMW-AUTOBLOK  
• 187