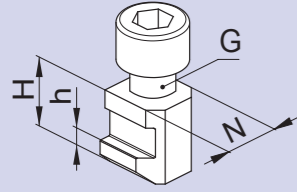


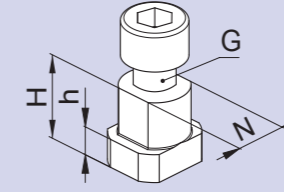
NST

T-nuts

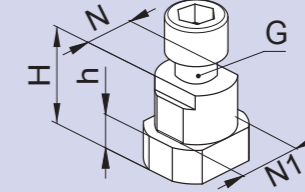


Version 1

- Quenched and ground
- Incl. screw ISO 4762 – 12.9



Version 2



Version 3



Please observe!
Always tighten T-nuts
with a torque wrench.

Type	Id. No.	Version	N	H	h	G	Screw ISO 4762	Torque Md max. (Nm)	SMW-AUTOBLOK
NST 11	013862	2	11	21.5	7.5	M8	M8 x 30	30	
NST 12	081966	2	12	17	7	M8	M8 x 20	30	
NST 12-1	089810	2	12	21.5	7.5	M8	M8 x 25	30	SP 125/98 • STP 125
NST 14	013863	2	14	26.5	9.5	M10	M10 x 35	50	SP 160 • STP 165
NST 14-1	085874	2	14	20	7.5	M10	M10 x 25	50	
NST 14-2	035958	1	14	18.5	6.5	M10	M10 x 20	50	HFKN-D 165 • AN-D 165 AL-D 165 • BH-D 165 BHD-FC 165 • BB-D 175 HB-D 165 • PB-D 165 AP/NT-D 170 PBI-D 165 • HYDN-S 180
NST 17	016021	2	17	23	9	M12	M12 x 30	70	
NST 17-1	085877	2	17	22.3	8.3	M12	M12 x 30	70	
NST 17-2	034245	1	17	20.5	7.5	M12	M12 x 25	70	HFKN-D 210 • AN-D 210 AL-D 210 • BH-D 210 BHD-FC 210 • BB-D 210 HB-D 210 • PB-D 210 PBI-D 210 AP/APL/NT-D215/260 RC-D210 HYDN-S 210/226
NST 17-3	081825	2	17	21.5	9	M12	M12 x 25	70	
NST 17-4	013864	2	17	26.5	9.5	M12	M12 x 30	70	SP 200 • SP 240 STP 240 • CC 240 Z HFKN-D 165
NST 17-5	064921	1	17	18.5	6.5	M12	M12 x 25	70	
NST 21	014788	2	21	27	11	M16	M16 x 35	150	
NST 21/17	081812	3	17/21	27	11	M12	M12 x 35	70	

Autoblok	Forkardt	Röhm	Schunk
			TP 125 ROTA TP 125 ROTA NCD 165
	3 KTH 130-33 3 KTH 140-37	KFD 130 • KFH 140 LVE 125 • KFD-HS 160	
			TP 160 ROTA TP 160
ODN 170 • HDB 170 ODL 170 • HDN 170 HDL 170 • GHDN 165 GHD/FC 165			
			ROTA NCK Plus 165 ROTA NCF 185 ROTA NC / NCF Plus 185
	2BLE-PS 160/200 • 2BLEF 200 KL/KT/KTG/KTN/KS-PS 160/200 KSF 175/200 • KS/KL 250 Mo KGH/KGHF/KTH 160/175/200 KS 160/200/250 • KG/KP 200 NH/NHF 160/175/200 QLK/QLC 160/175/200 QLK/QLC-KS 200/250 QLK/QLC-LS 160/200 QLC-AG 200 • UVE 160/200/250		TH/THF/HSL 165/210 ROTA NCD 210 ROTA NC / ROTA NCF Plus 165
ODN 200 • ODN 220 ODL 200 • HDB 200 HDN 200 • HDN 220 HDL 200 • GHDN 210 CD 200 • GHD/FC 210			
			ROTA 2 B 160 ROTA NCD 185 ROTA NC / NCF 165/210 ROTA NCO 210 ROTA NC / NCF Plus 215
		KFD 160/200 • KFD-AF 160/200 KFD-HF 160/200 • KFH-F 160/200 KFH-G 160/200 • KFH-NC 160/200 SPD 160/200 • LVE 160/200	HSG 200/250
			TP 200 ROTA TP 200
	3 NH 250/315 • 3 NHF 250/315 KT 250/315 • KSH 250/315 KSHF 250/315 • 3 KTGF 250/315 KG 250/315 • KP 250-315 KLNC 250/315 • KL 250 KSPS 250/300 • 3 NHF 290 KS 315/400 • KSH 400 • KSHF 400 UVE 315 • 3 NHF 400 (Index) 2 BLE 200 • 2 BLE 250 Mo 2 BLN 200 QLC 250/315 GHE 250 Mo QLK/QLC-KS 315/400 QLK/QLC-LS 250/315 QLC-AG 250/315		ROTA NC-D 250 HSL 250 TH 250 THF 250 HSG 315 HSL 315 ROTA NC-D 315 TH 315 THF 315 ROTA NCF 315

