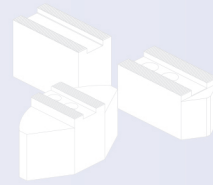


0

Soft top jaws

Steel | Aluminium
Inch serration
1/16" x 90° or 3/32" x 90°

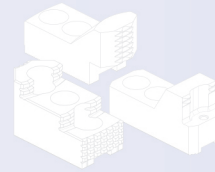


Page 7

1

Hard top jaws

Inch serration
1/16" x 90° or 3/32" x 90°

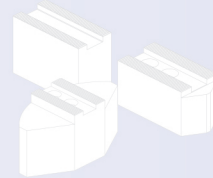


Page 27

2

Soft top jaws

Steel | Aluminium
Metric serration
1.5 x 60° or 3 x 60°

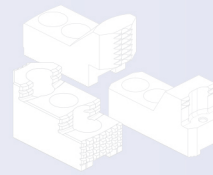


Page 37

3

Hard top jaws

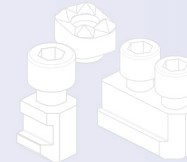
Metric serration
1.5 x 60° or 3 x 60°



Page 53

4

**T-Nuts
Grippers**

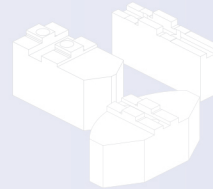


Page 63

5

Soft top jaws

Tongue & groove

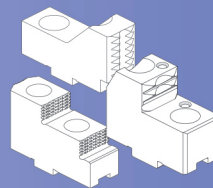


Page 81

6

Hard top jaws

Tongue & groove

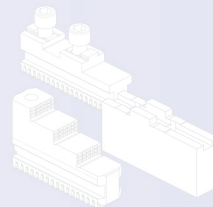


Page 95

7

Quick jaw change

For manual and power chucks
straight modular serration System SMW

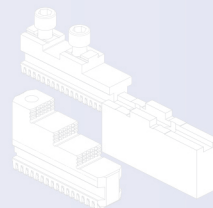


Page 109

8

Quick jaw change

For manual and power chucks
helix modular serration System Forkardt



Page 149

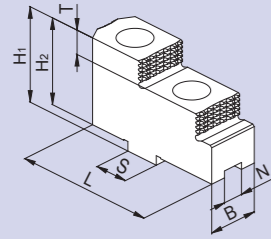
9

Special jaws | Boring rings
Cleaning plate | Gripping force tester
Repair service | Calculations



Page 183

GUA



Hard, reversible top jaws for quick jaw change

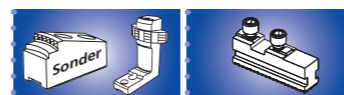
- Tongue & groove
- For internal and external clamping



Only jaws that are ground on the chuck under clamping condition guarantee highest repeatability.

Type	Id. No.	B	H ₁	H ₂	L	T	N	S	kg/Set	SMW-AUTOBLOK
GUA 160	012484	20	36.5	32.5	63.60	7.5	8	18	0.59	HG-N 160 HG-F 160 KNCS-N 170 KNCS-2G 170
GUA 200	012485	22	43	39	74.95	10	10	20	0.92	HG-N 210 HG-F 210 KNCS-N 210 KNCS-N 225 KNCS-NB 210 KNCS-NB 225 KNCS-2G 210 KNCS-2G 225
GUA 250	012486	30	55	50	89.50	14	12	20	1.95	HG-N 260 HG-N 315 HG-F 260 KNCS-N 260/275 KNCS-N 325/340 KNCS-NB 260 KNCS-NB 325 KNCS-NB 340 KNCS-2G 260 KNCS-2G 325
GUA 400	012487	35	62	56	105.5	15	12	26	3.25	HG-N 400 HG-2G 400 HG-F 315 KNCS-N 400 KNCS-NB 400 KNCS-2G 400
GUA 500	012488	45	80.5	73	130	20	18	30	6.57	HG-N 500 HG-N 630 HG-2G 500 HG-2G 630 HG-F 400/500 KNCS-N 500 KNCS-N 630 KNCS-NB 500 KNCS-NB 630 KNCS-NB 800 KNCS-2G 500 KNCS-2G 630
GUA 631	035959	65	105	97	185	30	24	40	18.71	HG-F 630

Forkardt	Samchully	Kitagawa	Röhm	Schunk
F 160 KTNC 160 KTNCV 160 KTNCV 175 FNC 175 F+160	QJC-206	QJ 306	Duro 160 Duro-NC 160 Duro-NCE 160 Duro-NC 175 Duro-NCE 175 Duro-NCES 175	ROTA-S plus 160 ROTA THW 165 ROTA THW plus 165/185 ROTA-G 160 THW 165 ROTA-S 160 ROTA NCW 185 ROTA-NCR 200
F 200 KTNC 200 KTNCV 200 FNC 200 F+200	QJC-208	QJ 308 QJ 8" (QJ 210-43)	Duro 200 Duro-NC 200 Duro-NC 225 Duro-NCE 200 Duro-NCES 200	ROTA-S plus 200 ROTA THW 210 ROTA THW plus 215 ROTA-G 200 THW 210 R/F ROTA NCW 225 ROTA-S 200 ROTA NCWF 210 ROTA THWB 210 ROTA THW vario 215
F 250 UNC 250/315 KTNC 250/265 KTNC 280 KTNC 315 KTNCV 250 KTNCV 315 FNC 250 FNC 315 F+250	QJC-210 QJC-212	QJ 310 QJ 312 QJ 10" (QJ 254-65) QJ 12" (QJ 315-78)	Duro 250 Duro-NC 250 Duro-NCE 250 Duro-NCE 315 Duro-NCES 250 Duro-NCES 315	ROTA-S plus 250 ROTA-THW 250/315 ROTA THW plus 260/315 ROTA-G 250/315 THW 250/265-R/F ROTA NCW 265/315 ROTA-S 250 ROTA-NCWF 250/315 ROTA THWB 265 THW 315-R
F 315 UNC 400 KTNC 360 KTNC 400 KTNCV 400 FNC 400 F+315	QJC-215	QJ 15	Duro 315 Duro-NC 315 Duro-NCE 400 Duro-NCES 400	ROTA-S plus 315 ROTA THW 400 THW 400-R/F ROTA-G 400 ROTA-S 315 ROTA THWB 315 THW 315-F
F 400/500 L UNC 500 KTNC 500/630 KTNCV 500/630 FNC 500/630 F+400 F+500	QJC-220	QJ 21 QJ 24	Duro 400/500 Duro-NC 400/500 Duro-NCE 500	ROTA-S plus 400/500 ROTA THW 500/630/800 ROTA-G 500 THW 630-R ROTA-S 400/500 THW 500-R/F ROTA THWB 400/500
F 630 F+ 630			Duro 630 Duro-NC 630	ROTA-S plus 630/800/1000 ROTA-S 630/800/1000 ROTA-G 630



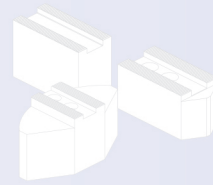
SMW-AUTOBLOK
108, 184

SMW-AUTOBLOK
112, 152

0

Soft top jaws

Steel | Aluminium
Inch serration
1/16" x 90° or 3/32" x 90°

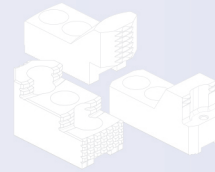


Page 7

1

Hard top jaws

Inch serration
1/16" x 90° or 3/32" x 90°

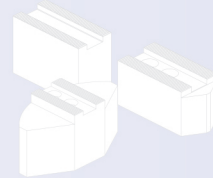


Page 27

2

Soft top jaws

Steel | Aluminium
Metric serration
1.5 x 60° or 3 x 60°

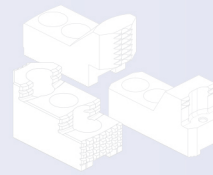


Page 37

3

Hard top jaws

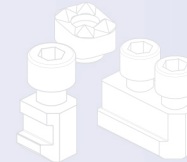
Metric serration
1.5 x 60° or 3 x 60°



Page 53

4

**T-Nuts
Grippers**

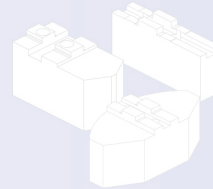


Page 63

5

Soft top jaws

Tongue & groove

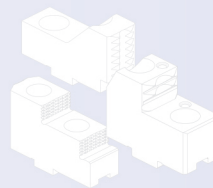


Page 81

6

Hard top jaws

Tongue & groove

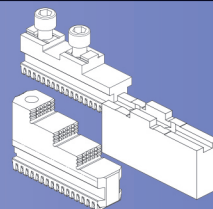


Page 95

7

Quick jaw change

For manual and power chucks
straight modular serration System SMW

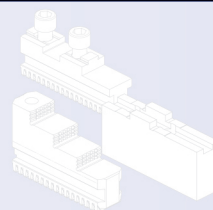


Page 109

8

Quick jaw change

For manual and power chucks
helix modular serration System Forkardt



Page 149

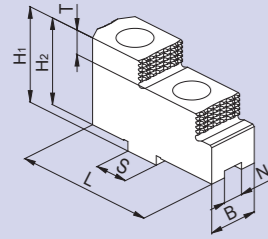
9

Special jaws | Boring rings
Cleaning plate | Gripping force tester
Repair service | Calculations



Page 183

GUA



Hard, reversible top jaws for quick jaw change

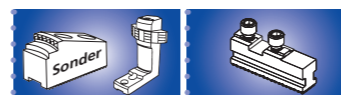
- Tongue & groove
- For internal and external clamping



Only jaws that are ground on the chuck under clamping condition guarantee highest repeatability.

Type	Id. No.	B	H ₁	H ₂	L	T	N	S	kg/Set	SMW-AUTOBLOK
GUA 160	012484	20	36.5	32.5	63.60	7.5	8	18	0.59	HG-N 160 HG-F 160 KNCS-N 170 KNCS-2G 170
GUA 200	012485	22	43	39	74.95	10	10	20	0.92	HG-N 210 HG-F 210 KNCS-N 210 KNCS-N 225 KNCS-NB 210 KNCS-NB 225 KNCS-2G 210 KNCS-2G 225
GUA 250	012486	30	55	50	89.50	14	12	20	1.95	HG-N 260 HG-N 315 HG-F 260 KNCS-N 260/275 KNCS-N 325/340 KNCS-NB 260 KNCS-NB 325 KNCS-NB 340 KNCS-2G 260 KNCS-2G 325
GUA 400	012487	35	62	56	105.5	15	12	26	3.25	HG-N 400 HG-2G 400 HG-F 315 KNCS-N 400 KNCS-NB 400 KNCS-2G 400
GUA 500	012488	45	80.5	73	130	20	18	30	6.57	HG-N 500 HG-N 630 HG-2G 500 HG-2G 630 HG-F 400/500 KNCS-N 500 KNCS-N 630 KNCS-NB 500 KNCS-NB 630 KNCS-NB 800 KNCS-2G 500 KNCS-2G 630
GUA 631	035959	65	105	97	185	30	24	40	18.71	HG-F 630

Forkardt	Samchully	Kitagawa	Röhm	Schunk
F 160 KTNC 160 KTNCV 160 KTNCV 175 FNC 175 F+160	QJC-206	QJ 306	Duro 160 Duro-NC 160 Duro-NCE 160 Duro-NC 175 Duro-NCE 175 Duro-NCES 175	ROTA-S plus 160 ROTA THW 165 ROTA THW plus 165/185 ROTA-G 160 THW 165 ROTA-S 160 ROTA NCW 185 ROTA-NCR 200
F 200 KTNC 200 KTNCV 200 FNC 200 F+200	QJC-208	QJ 308 QJ 8" (QJ 210-43)	Duro 200 Duro-NC 200 Duro-NC 225 Duro-NCE 200 Duro-NCES 200	ROTA-S plus 200 ROTA THW 210 ROTA THW plus 215 ROTA-G 200 THW 210 R/F ROTA NCW 225 ROTA-S 200 ROTA NCWF 210 ROTA THWB 210 ROTA THW vario 215
F 250 UNC 250/315 KTNC 250/265 KTNC 280 KTNC 315 KTNCV 250 KTNCV 315 FNC 250 FNC 315 F+250	QJC-210 QJC-212	QJ 310 QJ 312 QJ 10" (QJ 254-65) QJ 12" (QJ 315-78)	Duro 250 Duro-NC 250 Duro-NCE 250 Duro-NCE 315 Duro-NCES 250 Duro-NCES 315	ROTA-S plus 250 ROTA-THW 250/315 ROTA THW plus 260/315 ROTA-G 250/315 THW 250/265-R/F ROTA NCW 265/315 ROTA-S 250 ROTA-NCWF 250/315 ROTA THWB 265 THW 315-R
F 315 UNC 400 KTNC 360 KTNC 400 KTNCV 400 FNC 400 F+315	QJC-215	QJ 15	Duro 315 Duro-NC 315 Duro-NCE 400 Duro-NCES 400	ROTA-S plus 315 ROTA THW 400 THW 400-R/F ROTA-G 400 ROTA-S 315 ROTA THWB 315 THW 315-F
F 400/500 L UNC 500 KTNC 500/630 KTNCV 500/630 FNC 500/630 F+400 F+500	QJC-220	QJ 21 QJ 24	Duro 400/500 Duro-NC 400/500 Duro-NCE 500	ROTA-S plus 400/500 ROTA THW 500/630/800 ROTA-G 500 THW 630-R ROTA-S 400/500 THW 500-R/F ROTA THWB 400/500
F 630 F+ 630			Duro 630 Duro-NC 630	ROTA-S plus 630/800/1000 ROTA-S 630/800/1000 ROTA-G 630



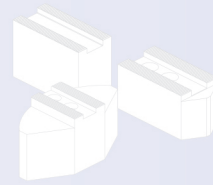
SMW-AUTOBLOK
94, 108, 184

SMW-AUTOBLOK
112

0

Soft top jaws

Steel | Aluminium
Inch serration
1/16" x 90° or 3/32" x 90°

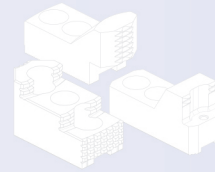


Page 7

1

Hard top jaws

Inch serration
1/16" x 90° or 3/32" x 90°

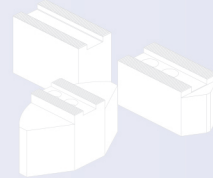


Page 27

2

Soft top jaws

Steel | Aluminium
Metric serration
1.5 x 60° or 3 x 60°

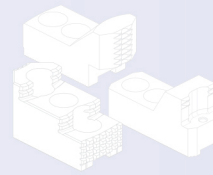


Page 37

3

Hard top jaws

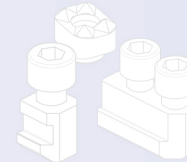
Metric serration
1.5 x 60° or 3 x 60°



Page 53

4

**T-Nuts
Grippers**

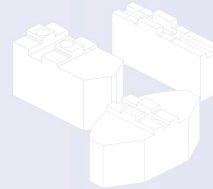


Page 63

5

Soft top jaws

Tongue & groove

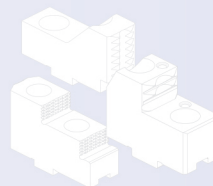


Page 81

6

Hard top jaws

Tongue & groove

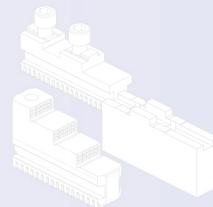


Page 95

7

Quick jaw change

For manual and power chucks
straight modular serration System SMW

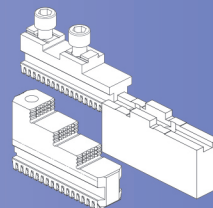


Page 109

8

Quick jaw change

For manual and power chucks
helix modular serration System Forkardt



Page 149

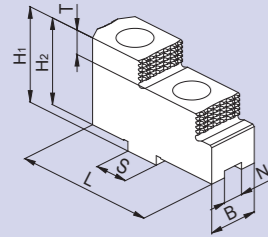
9

Special jaws | Boring rings
Cleaning plate | Gripping force tester
Repair service | Calculations



Page 183

GUA



Hard, reversible top jaws for quick jaw change

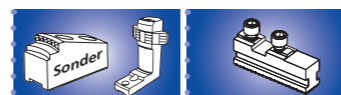
- Tongue & groove
- For internal and external clamping



Only jaws that are ground on the chuck under clamping condition guarantee highest repeatability.

Type	Id. No.	B	H ₁	H ₂	L	T	N	S	kg/ Set	SMW-AUTOBLOK
GUA 160	012484	20	36.5	32.5	63.60	7.5	8	18	0.59	HG-N 160 HG-F 160 KNCS-N 170 KNCS-2G 170
GUA 200	012485	22	43	39	74.95	10	10	20	0.92	HG-N 210 HG-F 210 KNCS-N 210 KNCS-N 225 KNCS-NB 210 KNCS-NB 225 KNCS-2G 210 KNCS-2G 225
GUA 250	012486	30	55	50	89.50	14	12	20	1.95	HG-N 260 HG-N 315 HG-F 260 KNCS-N 260/275 KNCS-N 325/340 KNCS-NB 260 KNCS-NB 325 KNCS-NB 340 KNCS-2G 260 KNCS-2G 325
GUA 400	012487	35	62	56	105.5	15	12	26	3.25	HG-N 400 HG-2G 400 HG-F 315 KNCS-N 400 KNCS-NB 400 KNCS-2G 400
GUA 500	012488	45	80.5	73	130	20	18	30	6.57	HG-N 500 HG-N 630 HG-2G 500 HG-2G 630 HG-F 400/500 KNCS-N 500 KNCS-N 630 KNCS-NB 500 KNCS-NB 630 KNCS-NB 800 KNCS-2G 500 KNCS-2G 630
GUA 631	035959	65	105	97	185	30	24	40	18.71	HG-F 630

Forkardt	Samchully	Kitagawa	Röhm	Schunk
F 160 KTNC 160 KTNCV 160 KTNCV 175 FNC 175 F+160	QJC-206	QJ 306	Duro 160 Duro-NC 160 Duro-NCE 160 Duro-NC 175 Duro-NCE 175 Duro-NCES 175	ROTA-S plus 160 ROTA THW 165 ROTA THW plus 165/185 ROTA-G 160 THW 165 ROTA-S 160 ROTA NCW 185 ROTA-NCR 200
F 200 KTNC 200 KTNCV 200 FNC 200 F+200	QJC-208	QJ 308 QJ 8" (QJ 210-43)	Duro 200 Duro-NC 200 Duro-NC 225 Duro-NCE 200 Duro-NCES 200	ROTA-S plus 200 ROTA THW 210 ROTA THW plus 215 ROTA-G 200 THW 210 R/F ROTA NCW 225 ROTA-S 200 ROTA NCWF 210 ROTA THWB 210 ROTA THW vario 215
F 250 UNC 250/315 KTNC 250/265 KTNC 280 KTNC 315 KTNCV 250 KTNCV 315 FNC 250 FNC 315 F+250	QJC-210 QJC-212	QJ 310 QJ 312 QJ 10" (QJ 254-65) QJ 12" (QJ 315-78)	Duro 250 Duro-NC 250 Duro-NCE 250 Duro-NCE 315 Duro-NCES 250 Duro-NCES 315	ROTA-S plus 250 ROTA-THW 250/315 ROTA THW plus 260/315 ROTA-G 250/315 THW 250/265-R/F ROTA NCW 265/315 ROTA-S 250 ROTA-NCWF 250/315 ROTA THWB 265 THW 315-R
F 315 UNC 400 KTNC 360 KTNC 400 KTNCV 400 FNC 400 F+315	QJC-215	QJ 15	Duro 315 Duro-NC 315 Duro-NCE 400 Duro-NCES 400	ROTA-S plus 315 ROTA THW 400 THW 400-R/F ROTA-G 400 ROTA-S 315 ROTA THWB 315 THW 315-F
F 400/500 L UNC 500 KTNC 500/630 KTNCV 500/630 FNC 500/630 F+400 F+500	QJC-220	QJ 21 QJ 24	Duro 400/500 Duro-NC 400/500 Duro-NCE 500	ROTA-S plus 400/500 ROTA THW 500/630/800 ROTA-G 500 THW 630-R ROTA-S 400/500 THW 500-R/F ROTA THWB 400/500
F 630 F+ 630			Duro 630 Duro-NC 630	ROTA-S plus 630/800/1000 ROTA-S 630/800/1000 ROTA-G 630



SMW-AUTOBLOK
108, 184

SMW-AUTOBLO
152