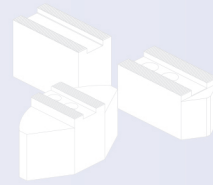


0

Soft top jaws

Steel | Aluminium
Inch serration
1/16" x 90° or 3/32" x 90°

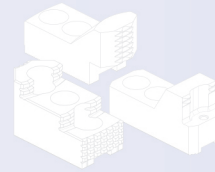


Page 7

1

Hard top jaws

Inch serration
1/16" x 90° or 3/32" x 90°

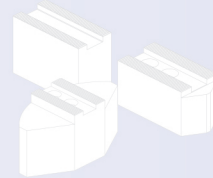


Page 27

2

Soft top jaws

Steel | Aluminium
Metric serration
1.5 x 60° or 3 x 60°

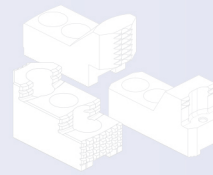


Page 37

3

Hard top jaws

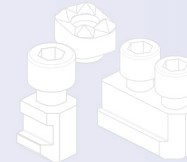
Metric serration
1.5 x 60° or 3 x 60°



Page 53

4

**T-Nuts
Grippers**

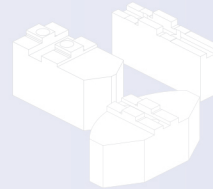


Page 63

5

Soft top jaws

Tongue & groove

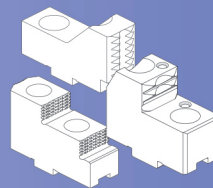


Page 81

6

Hard top jaws

Tongue & groove

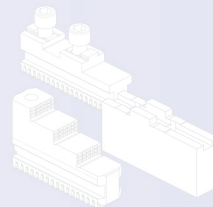


Page 95

7

Quick jaw change

For manual and power chucks
straight modular serration System SMW

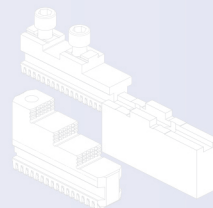


Page 109

8

Quick jaw change

For manual and power chucks
helix modular serration System Forkardt



Page 149

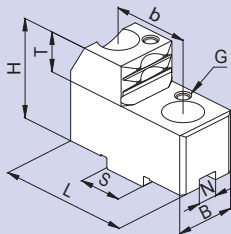
9

Special jaws | Boring rings
Cleaning plate | Gripping force tester
Repair service | Calculations



Page 183

GGK



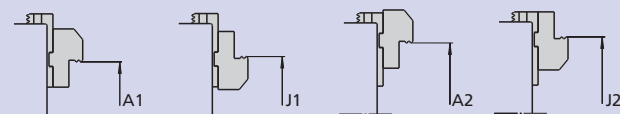
Hard roughing jaws for Samchully chucks with quick jaw change

- Tongue & groove
- For internal and external clamping

Type	Id. No.	B	H	T	G	N	S	b	L	kg/ Set	Samchully	Clamping ranges Ø*		Clamping ranges Ø*	
												External-A ₁	Internal-J ₁	External-A ₂	Internal-J ₂
GGK 1751	012464	25	40	16	M5	8	18	32	64	0.91	QJC-206	25-62	133-171	33-80	155-190
GGK 1752	012465								68	0.92		32-61	134-172	42-79	153-181
GGK 1753	012466								60	0.88		52-89	107-145	70-107	125-163
GGK 1754	012467								56	0.80		77-115	81-118	95-133	99-137
GGK 2001	012469	28	45	20	M5	10	20	40	88	1.52	QJC-208	30-69	-	45-106	-
GGK 2002	012470								66	1.28		67-132	131-197	105-170	169-235
GGK 2003	012471								66	1.19		104-169	95-160	141-207	134-199
GGK 2004	012472								87	1.39		-	68-110	-	74-148
GGK 2501	012473	40	50	22	M6	12	20	40	94	2.38	QJC-210	45-85	197-274	61-148	254-342
GGK 2502	012474								72	2.08		78-154	132-208	141-218	195-272
GGK 2503	012475								78	2.19		107-184	109-175	159-247	152-238
GGK 2504	012476								110	2.88		-	-	-	80-156
GGK 2501	012473	40	50	22	M6	12	20	40	94	2.38	QJC-212	40-126	207-320	104-214	295-406
GGK 2502	012474								72	2.08		86-196	138-248	173-284	225-336
GGK 2503	012475								78	2.19		115-226	109-218	203-314	196-306
GGK 2505	012477								98	2.49		197-285	78-164	261-371	139-249
GGK 4001	012478	50	55	25	M8	12	26	54	104	4.01	QJC-215	78-188	258-378	143-263	333-453
GGK 4002	012479								91	3.58		-	140-263	258-378	-
GGK 4003	012480								147	5.50		-	118-243	-	-
GGK 5001	012481								60	74		35	M8	18	30
GGK 5002	012482	108	6.67	-	155-295	330-470	-	-							
GGK 5003	012483	50	56	25	M8	18	30	60	136	4.96	-	100-240	-	-	-

* Clamping ranges subjected to technical changes

Clamping ranges

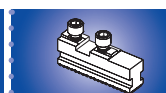


Base jaw position "P"

Base jaw position "O"



SMW-AUTOBLOK
108, 184



SMW-AUTOBLOK
112, 152

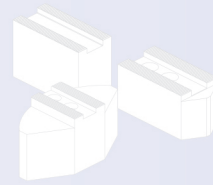


SMW-AUTOBLOK
187

0

Soft top jaws

Steel | Aluminium
Inch serration
1/16" x 90° or 3/32" x 90°

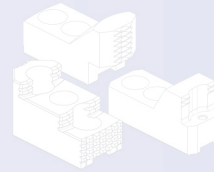


Page 7

1

Hard top jaws

Inch serration
1/16" x 90° or 3/32" x 90°

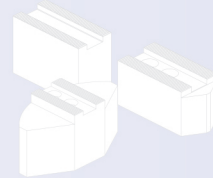


Page 27

2

Soft top jaws

Steel | Aluminium
Metric serration
1.5 x 60° or 3 x 60°

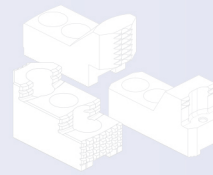


Page 37

3

Hard top jaws

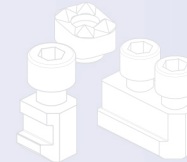
Metric serration
1.5 x 60° or 3 x 60°



Page 53

4

**T-Nuts
Grippers**

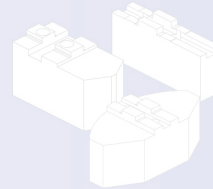


Page 63

5

Soft top jaws

Tongue & groove

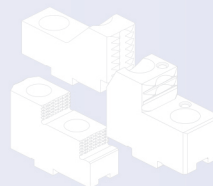


Page 81

6

Hard top jaws

Tongue & groove

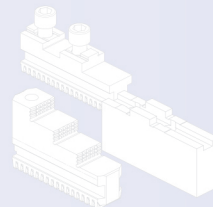


Page 95

7

Quick jaw change

For manual and power chucks
straight modular serration System SMW

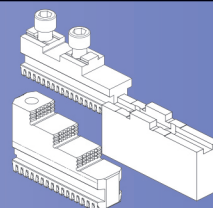


Page 109

8

Quick jaw change

For manual and power chucks
helix modular serration System Forkardt



Page 149

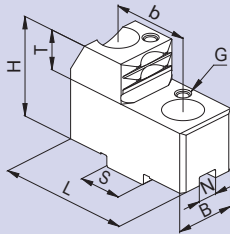
9

Special jaws | Boring rings
Cleaning plate | Gripping force tester
Repair service | Calculations



Page 183

GGK



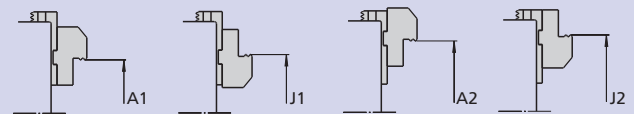
Hard roughing jaws for Samchully chucks with quick jaw change

- Tongue & groove
- For internal and external clamping

Type	Id. No.	B	H	T	G	N	S	b	L	kg/Set	Samchully	Clamping ranges Ø*		Clamping ranges Ø*	
												External-A ₁	Internal-J ₁	External-A ₂	Internal-J ₂
GGK 1751	012464	25	40	16	M5	8	18	32	64	0.91	QJC-206	25-62	133-171	33-80	155-190
GGK 1752	012465								68	0.92		32-61	134-172	42-79	153-181
GGK 1753	012466								60	0.88		52-89	107-145	70-107	125-163
GGK 1754	012467								56	0.80		77-115	81-118	95-133	99-137
GGK 2001	012469	28	45	20	M5	10	20	40	88	1.52	QJC-208	30-69	-	45-106	-
GGK 2002	012470								66	1.28		67-132	131-197	105-170	169-235
GGK 2003	012471								66	1.19		104-169	95-160	141-207	134-199
GGK 2004	012472		40	15					87	1.39		-	68-110	-	74-148
GGK 2501	012473	40	50	22	M6	12	20	40	94	2.38	QJC-210	45-85	197-274	61-148	254-342
GGK 2502	012474								72	2.08		78-154	132-208	141-218	195-272
GGK 2503	012475								78	2.19		107-184	109-175	159-247	152-238
GGK 2504	012476								110	2.88		-	-	-	80-156
GGK 2501	012473	40	50	22	M6	12	20	40	94	2.38	QJC-212	40-126	207-320	104-214	295-406
GGK 2502	012474								72	2.08		86-196	138-248	173-284	225-336
GGK 2503	012475								78	2.19		115-226	109-218	203-314	196-306
GGK 2505	012477		43	15					98	2.49		197-285	78-164	261-371	139-249
GGK 4001	012478	50	55	25	M8	12	26	54	104	4.01	QJC-215	78-188	258-378	143-263	333-453
GGK 4002	012479								91	3.58		-	140-263	258-378	-
GGK 4003	012480								147	5.50		-	118-243	-	-
GGK 5001	012481	60	74	35	M8	18	30	60	125	7.58	QJC-220	100-210	280-420	210-350	415-560
GGK 5002	012482								108	6.67		-	155-295	330-470	-
GGK 5003	012483	50	56	25	M8	18	30	60	136	4.96		-	100-240	-	-

* Clamping ranges subjected to technical changes

Clamping ranges

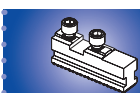


Base jaw position "P"

Base jaw position "O"



SMW-AUTOBLOK
108, 184



SMW-AUTOBLOK
152



SMW-AUTOBLOK
187